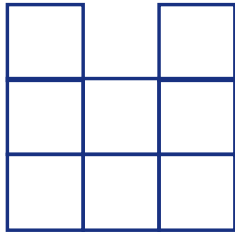
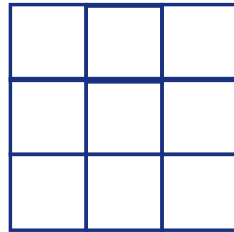


The castle

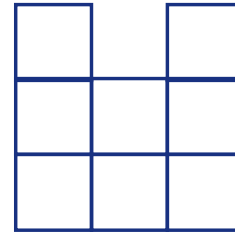
Ravi has designed plans for a castle that show the front, top, and side views.



Front



Top



Side

Build a castle to Ravi's design using the cubes.

What is the **largest number** of cubes that you can use in the construction of a castle from Ravi's plans?

What is the **smallest number** of cubes that you can use in the construction of a castle from Ravi's plans?

Can you build a **symmetrical** castle that is different from any of the ones you have built so far?

How many symmetrical castles can you build to Ravi's specifications?