Back through 10

You need ☑ a classmate

Activity

Tama is imagining a number line to help him work out 17 – 8.



1. Use a number line to help you work out the answers to these problems. Record your working, for example:

$$\begin{aligned} 17 - 8 &= (17 - 7) - 1 \\ &= 10 - 1 \\ &= 9 \end{aligned}$$

a. 15 – 8 = ☐

b. 16 – 9 = ☐

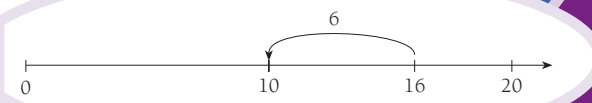

c. 24 – 7 = ☐

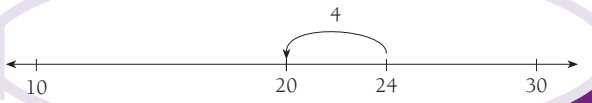

d. 98 – 9 = ☐

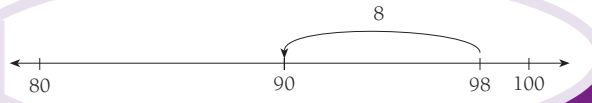

2. Use Tama's number line idea to work out these subtractions:

a.	16 – 7	b.	12 – 5	c.	13 – 8	d.	26 – 8
e.	22 – 5	f.	27 – 9	g.	82 – 7	h.	143 – 8
i.	904 – 6	j.	1 746 – 8	k.	1 000 014 – 7	l.	5 961 – 8

3. Discuss with a classmate other ways of working out subtractions.