


Quad Queries

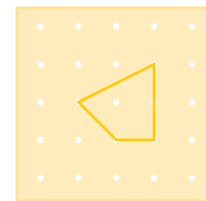



You need: square dot paper, a geoboard, a rubber band, a classmate

ACTIVITY

Peter and Debbie are trying to make as many different quadrilaterals as they can, using a rubber band on a geoboard:



They draw the quadrilaterals on square dot paper as they make them. Here are their first 4:



1. There are 16 different quadrilaterals that can be made using a 9-pin geoboard. With a classmate, make them and then draw them on square dot paper.
2.
 - a. Label each of the quadrilaterals, using the words from the panel on the right.
 - b. Explain why some of the quadrilaterals have more than one label.
 - c. How many different parallelograms and different squares are there?
3. A square is a special kind of parallelogram. What makes it special?
4. Using your drawings to help you, describe the features of each of the quadrilaterals listed in the panel.

Quadrilaterals

- Square
- Rectangle
- Rhombus
- Parallelogram
- Kite
- Trapezium
- Irregular quadrilateral