


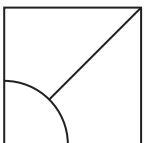
A. Using translation only

1. Repeat the pattern using translation.





Describe the translation.

2. Repeat the pattern using translation.



Describe the translation.

3. Make your own design. Repeat the pattern using translation.



Describe the translation.

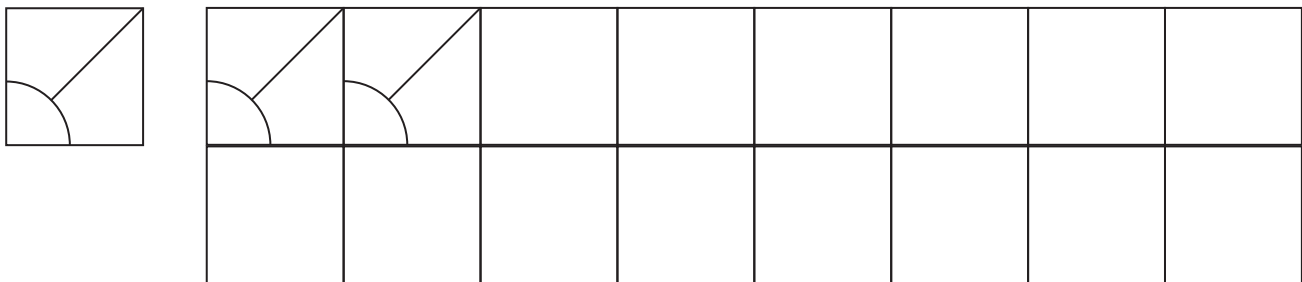
B. Using horizontal reflection (and translation)

1. Repeat the pattern using horizontal reflection and translation.




Describe the reflection and translation.

2. Repeat the pattern using horizontal reflection and translation.



Describe the reflection and translation.

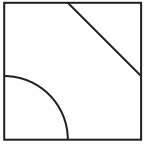
3. Make your own design. Repeat the pattern using horizontal reflection and translation.



Describe the reflection and translation.


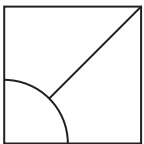
C. Using vertical reflection (and translation)

1. Repeat the pattern using vertical reflection and translation.





Describe the reflection and translation.

2. Repeat the pattern using vertical reflection and translation.



Describe the reflection and translation.

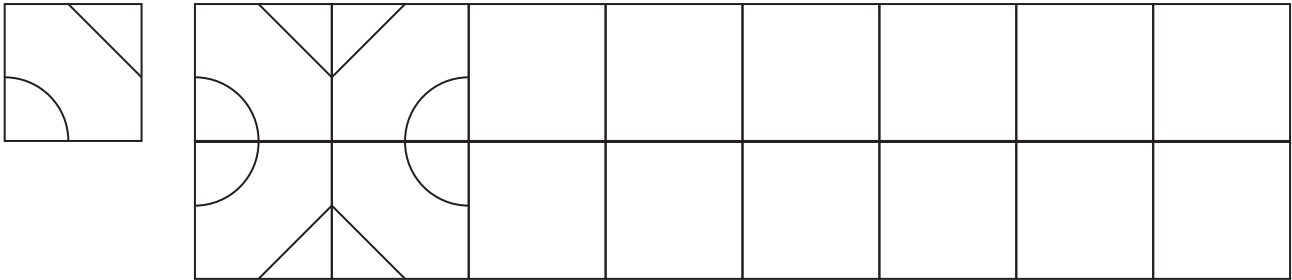
3. Make your own design. Repeat the pattern using vertical reflection and translation.



Describe the reflection and translation.

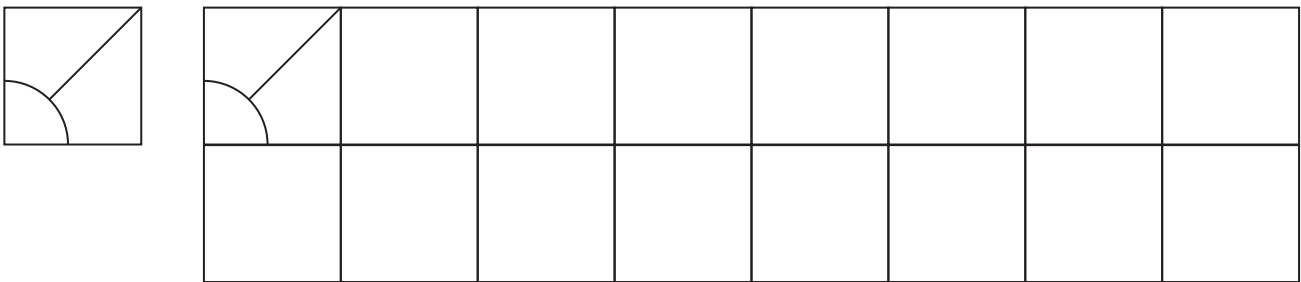
D. Using horizontal and vertical reflection (and translation)

1. Repeat the pattern using horizontal and vertical reflection and translation.



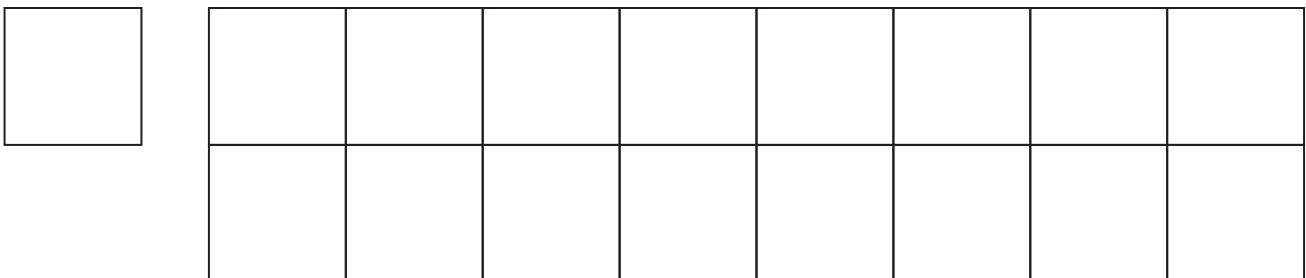
Describe the reflections and translation.

2. Repeat the pattern using horizontal and vertical reflection and translation.



Describe the reflections and translation.

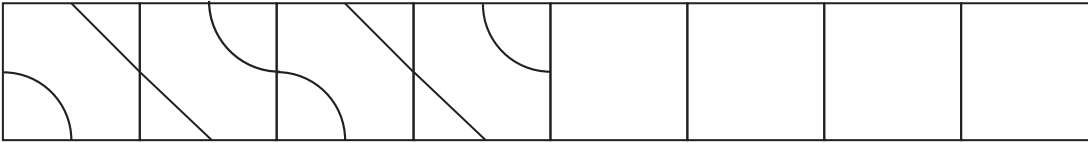
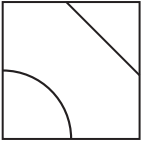
3. Make your own design. Repeat the pattern using horizontal and vertical reflection and translation.



Describe the reflections and translation.

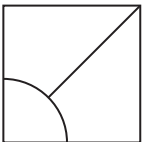
E. Using half turn rotation (and translation)

1. Repeat the pattern using half-turn rotation and translation.





Describe the rotation and translation.

2. Repeat the pattern using half-turn rotation and translation.



Describe the rotation and translation.

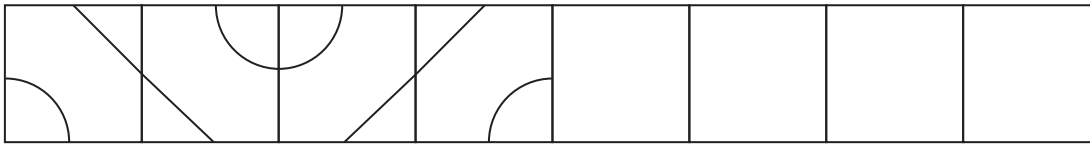
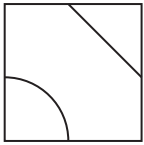
3. Make your own design. Repeat the pattern using half-turn rotation and translation.



Describe the rotation and translation.

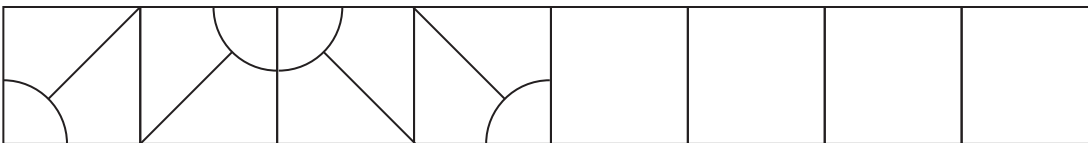
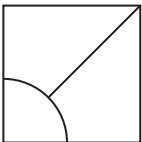
F. Using half turn rotation and vertical reflection (and translation)

1. Repeat the pattern using half-turn rotation, vertical reflection and translation.





Describe the rotation, the reflection and translation.

2. Repeat the pattern using half turn rotation, vertical reflection and translation.



Describe the rotation, the reflection and translation.


3. Make your own design. Repeat the pattern using half-turn rotation, vertical reflection and translation.



Describe the rotation and translation.


G. Using glide reflection (and translation)

1. Repeat the pattern using glide reflection and translation.




Describe the reflection and translation.

2. Repeat the pattern using glide reflection and translation.



Describe the reflection and translation.

3. Make your own design. Repeat the pattern using glide reflection and translation.



Describe the reflection and translation.