


Around School

You need two blank cubes for dice
 chalk
 a trundle wheel

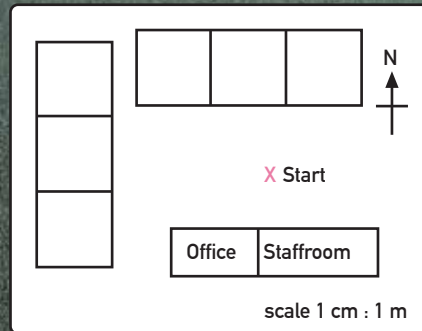
a plan (map) of your school
 measuring tape

Activity

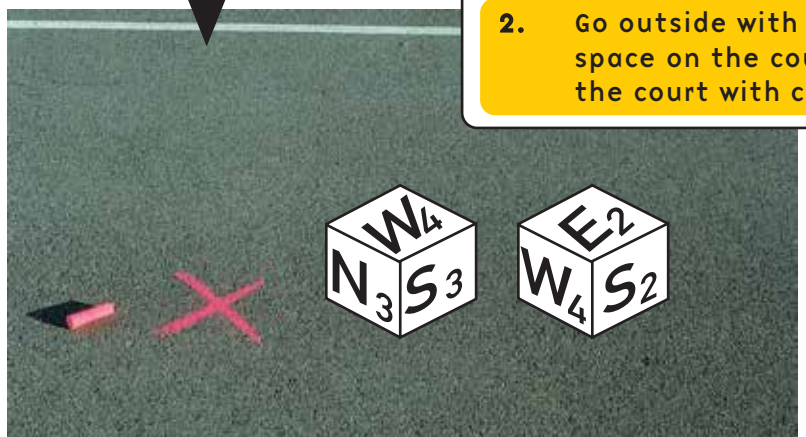
Follow these steps:



1. Using the cubes, make two dice with these faces.



2. Go outside with your school map and find an open space on the court area. Mark the starting place on the court with chalk and draw it on your school map.



3. Roll the dice and follow the directions on it. For example, the throw shown above means travel 4 metres west and then travel 2 metres east.



4. Roll the two dice 10 times. After each throw, mark on the map and the court the place you end up at.

1. How far from the starting place did you finish?
2. Is this where you expected to finish? Why?